

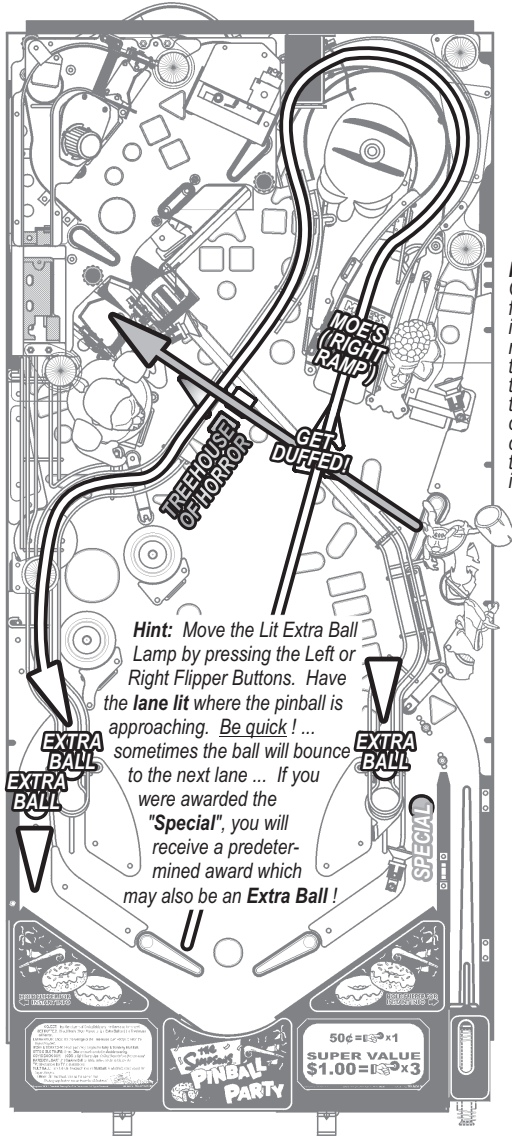
*The Simpsons*  
**PINBALL PARTY**

**PLAYFIELD SHOT MAP**

**OBJECT:**  
Help the citizens of Springfield party like there's no tomorrow!

**ITCHY & SCRATCHY:**  
Shoot past *Drop Targets* for  
Itchy & Scratchy Multiball.

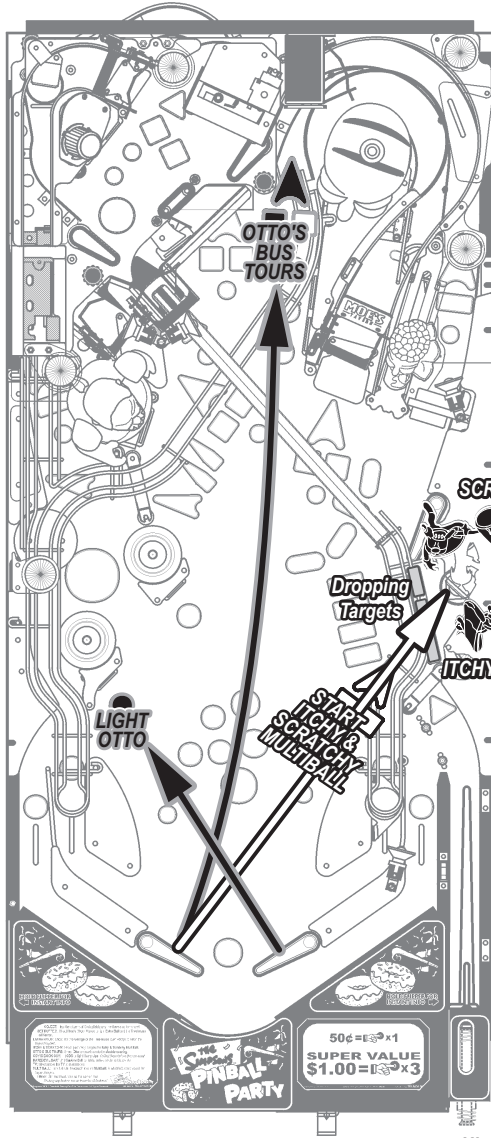
**COMIC BOOK GUY:**  
Hit **CBG** to light **Hurry-Ups**.  
Collect them before they go away!



**Hint:**  
Once a feature is lit, make the shot to start the feature or mode or collect the award indicated.

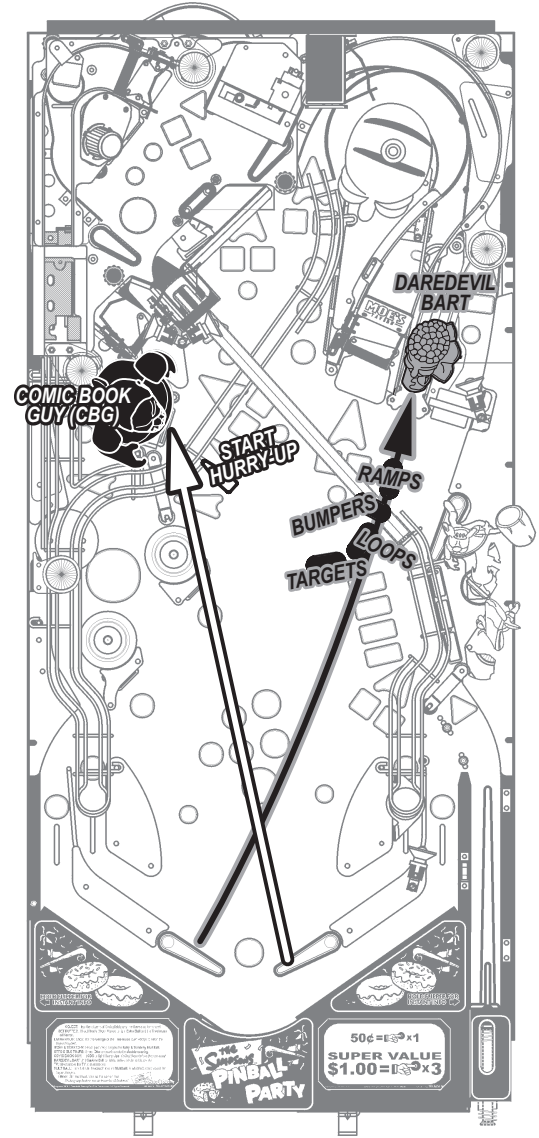
**Hint:** Move the Lit Extra Ball Lamp by pressing the Left or Right Flipper Buttons. Have the lane lit where the pinball is approaching. Be quick! ... sometimes the ball will bounce to the next lane ... If you were awarded the "Special", you will receive a predetermined award which may also be an Extra Ball!

**GET DUFFED!:**  
Shoot **Moe's (Right Ramp)** to light **Extra Ball** and the **Treehouse of Horror**.



**Note:**  
To start Itchy & Scratchy Multiball, when LIT, get the pinball into the hole behind the **Dropping Targets**.

**OTTO'S BUS TOURS:**  
Shoot **Otto's Bus Tours** to enable shots for **2X (Double) Scoring**.



**Hint:**  
Look at the Playfield for the flashing "... 2X Scoring" Lamps (Light Inserts); these point the way to your double scoring shots.

**DAREDEVIL BART:**  
Hit **Captive Ball** to light playfield shots for big points!

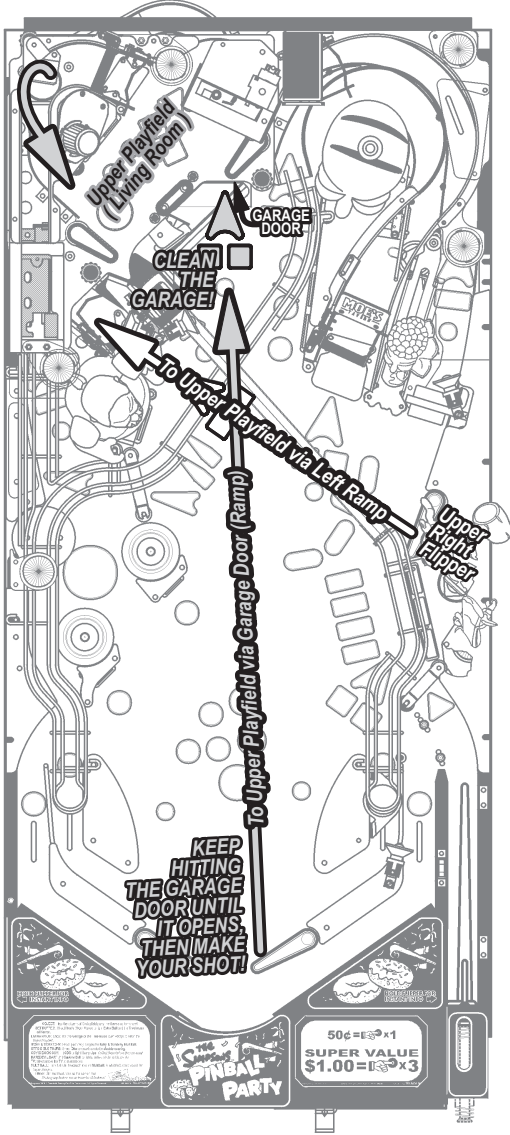


# PLAYFIELD SHOT MAP CONTINUED

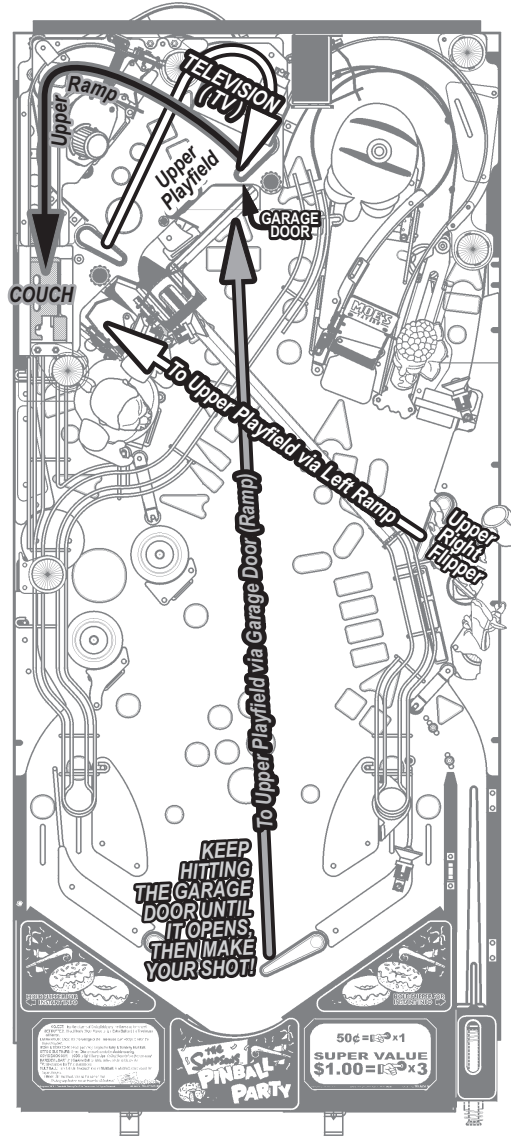
## PINBALL PARTY

**LIVING ROOM:**  
Shoot into the Garage or the Treehouse (Left Ramp) to enter the Upper Playfield.

Pinball gets shot up to the Upper Playfield (Living Room)

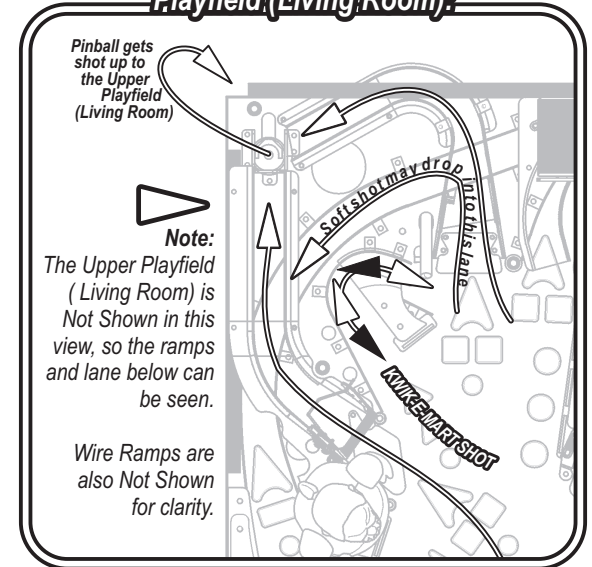


**TELEVISION (TV):**  
Shoot under the Television (Upper Playfield) to start modes.



**MULTIBALL:**  
Lock balls in the couch to start Multiball.  
In Multiball, shoot couch for Super Jackpot.

**Peak under the Upper Playfield (Living Room):**



**Note:** The **COUCH** and the **TELEVISION** are on the Upper Playfield. To get there, shoot the Left Ramp using the **Upper Right Flipper** or the Garage Ramp (when open) to have the ball enter the Upper Playfield (look at above diagram... if the shot is a soft one, the ball may go into the garage, but drop off into the main playfield lane).

Once on the Upper Mini Playfield, shoot under the television with the Mini-Upper Left Flipper. To get the pinball into the couch, shoot the Upper Ramp with the Mini-Upper Right Flipper.

### TIMER:

All timed features use the same timer. Starting any feature resets timer for all features!

**Note:** Timer in the Television Color Dot Display on the Upper Playfield ( Living Room ).