

GET EA CHEAT CODES AND GAME HINTS

Register your game online at
www.eagamereg.com

Enter your Game Access Code and receive:

- Exclusive access to an EA cheat code or hint—specifically for your game.
- The inside scoop on your favorite EA games.
- Full-care technical support.

GAME ACCESS CODE:

15399

IT'S EASY. IT'S FAST. IT'S WORTH IT!



Notice

Electronic Arts reserves the right to make improvements in the product described in this manual at any time and without notice. This manual and the product described in this manual are copyrighted. All rights reserved.

Technical Support Contact Info

E-mail and Website: For instant access to all of our technical support knowledge, please visit <http://support.ea.com>.

Telephone Support: Technical Support is also available from 8am to 5pm PST by calling us at (650) 628-1001. No hints or codes are available from (650) 628-1001.

Mailing Address: Electronic Arts Technical Support
P.O. Box 9025
Redwood City, CA 94063-9025

If you live outside of the United States, you can contact one of our other offices.

In **Australia**, contact:

Electronic Arts Pty. Ltd.

P.O. Box 432

Southport Qld 4215, Australia

In the **United Kingdom**, contact:

Electronic Arts Ltd.

P.O. Box 181

Chertsey, KT16 0YL, UK

Phone (0870) 2432435

In **Australia:** For Technical Support and Game Hints and Tips, phone the EA HOTLINE: 1 902 261 600 (95 cents per min.)


CTS 7 days a week 10am to 8pm. If you are under 18 years of age parental consent required.

Proof of Purchase

The Simpsons™ Game
1539905



the SIMPSONS™ GAME



MATT
GREENING



⚠ WARNING: PHOTSENSITIVITY/EPILEPSY/SEIZURES
READ BEFORE USING YOUR PLAYSTATION®2 COMPUTER ENTERTAINMENT SYSTEM.

A very small percentage of individuals may experience epileptic seizures or blackouts when exposed to certain light patterns or flashing lights. Exposure to certain patterns or backgrounds on a television screen or when playing video games may trigger epileptic seizures or blackouts in these individuals. These conditions may trigger previously undetected epileptic symptoms or seizures in persons who have no history of prior seizures or epilepsy. If you, or anyone in your family, has an epileptic condition or has had seizures of any kind, consult your physician before playing. IMMEDIATELY DISCONTINUE use and consult your physician before resuming gameplay if you or your child experience any of the following health problems or symptoms:

- dizziness
- altered vision
- eye or muscle twitches
- loss of awareness
- disorientation
- seizures
- any involuntary movement or convulsion

RESUME GAMEPLAY ONLY ON APPROVAL OF YOUR PHYSICIAN.

Use and handling of video games to reduce the likelihood of a seizure

- Use in a well-lit area and keep as far away as possible from the television screen.
- Avoid large screen televisions. Use the smallest television screen available.
- Avoid prolonged use of the PlayStation 2 system.
Take a 15-minute break during each hour of play.
- Avoid playing when you are tired or need sleep.

Stop using the system immediately if you experience any of the following symptoms: lightheadedness, nausea, or a sensation similar to motion sickness; discomfort or pain in the eyes, ears, hands, arms, or any other part of the body. If the condition persists, consult a doctor.

WARNING TO OWNERS OF PROJECTION TELEVISIONS:

Do not connect your PlayStation 2 system to a projection TV without first consulting the user manual for your projection TV, unless it is of the LCD type. Otherwise, it may permanently damage your TV screen.

HANDLING YOUR PLAYSTATION 2 FORMAT DISC:

- This disc is intended for use only with PlayStation 2 consoles with the NTSC U/C designation.
- Do not bend it, crush it or submerge it in liquids.
- Do not leave it in direct sunlight or near a radiator or other source of heat.
- Be sure to take an occasional rest break during extended play.
- Keep this compact disc clean. Always hold the disc by the edges and keep it in its protective case when not in use. Clean the disc with a lint-free, soft, dry cloth, wiping in straight lines from center to outer edge. Never use solvents or abrasive cleaners.

CONTENTS

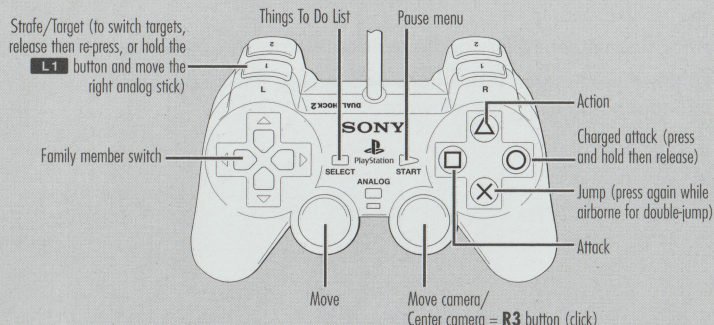
- 1 Basic Controls
- 2 Getting Started
- 3 Starting Up
- 4 Additional Controls
- 6 Playing the Game
- 8 Other Game Modes
- 9 Limited 90-Day Warranty

This product has been rated by the Entertainment Software Rating Board. For information about the ESRB rating, please visit www.esrb.org.

BASIC CONTROLS

GENERAL GAMEPLAY

These are the common controls for all Simpson family members.



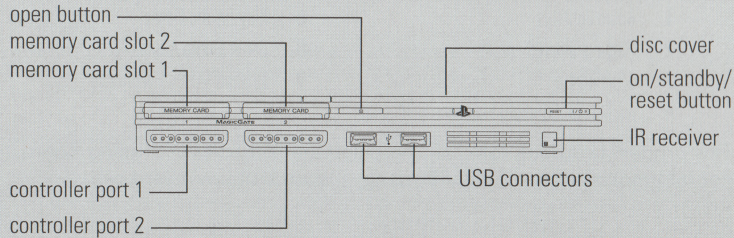
- Want to really sock it to an enemy? Try this power combo: **○** button, **○** button, **×** button!

NOTE: You cannot switch Simpson characters when either your current character or your buddy are in certain states, like climbing or gliding.

Controls are continued on p. 4.

WWW.EA.COM

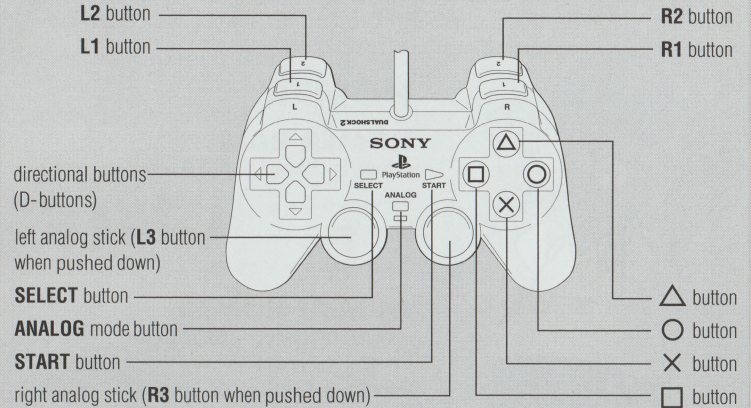
GETTING STARTED



1. Set up your PlayStation®2 computer entertainment system according to the instructions supplied with your system.
2. Check that the system is turned on (the on/standby indicator is green).
3. Insert the *The Simpsons™ Game* disc in the system with the label side facing up.
4. Attach game controllers and other peripherals as appropriate.
5. Follow the on-screen instructions and refer to this manual for information on using the software.

STARTING UP

DUALSHOCK®2 ANALOG CONTROLLER CONFIGURATIONS



ADDITIONAL CONTROLS

When the Simpsons realize they are living in a video game, each member of the family discovers their own unique video game power. Lisa is very spiritual. Bart unleashes his alter ego, Bartman. Marge is good at nagging. Homer is good at eating. Read on for the common gameplay controls as well as each Simpson's special abilities.



HOMER

HOMER BALL

- Activate/Exit Homer Ball **R1** button
Dash **□** button
Homer Slam **×** button then **□** button

GUMMI HOMER

- Activate/Exit Gummi Homer **R2** button
Shoot Gummi Grenades **○** button
Gummi Blast **□** button
Target Gummi Homer **L1** button

HELIUM HOMER


- Activate Helium Homer **△** button at helium tank when prompted
Exit Helium Homer **△** button
Gain altitude **×** button
Helium Burst **□** button

BART

- Shoot slingshot **○** button
Target slingshot **L1** button

- Bart can also collect special ammo for his slingshot. The special ammo is different in different episodes. From crystals to tuna cans to pinecones, Bart will use whatever's handy to take down bad guys.

- Bartman cape glide **R1** button (hold) while airborne
Fire grapple **△** button
Move forward on wires left analog stick **↑**
Turn around on wires left analog stick **←/→**
Drop down from wires left analog stick **↓**
Jump from wires left analog stick **←/→** plus **×** button



LISA

- Play sax **○** button

HAND OF BUDDHA


- Enter/Exit Hand of Buddha **△** button at Hand of Buddha port
Move Hand of Buddha left analog stick
Pick up object **R1** button (hold; release to drop object)
Buddha Smash/Lightning **○** button

MARGE

- Deploy Maggie (activate switches) **△** button at Maggie port when prompted

MOB MARGE

- Gather mob **○** button
Order mob **L1** button to target then **○** button to order




PLAYING THE GAME

Get ready for a Simpsons video game adventure like no other! When the Simpsons find out they live inside a video game, they'll need all their skills to discover the evil genius who stuck them there! They'll even need special power-up video game skills to complete their existential quest!

- The map (press the **SELECT** button then press the **□** button) can come in really handy in Medal of Homer where it shows you the location of all the white flags.

GAME SCREEN



POWER METER

The Simpsons have special charged-up attacks. Eliminating enemies releases glowing orbs, and collecting these orbs fills the Power Meter.

Once you have enough charge in your meter, the charged attack becomes available by pressing and holding the **○** button. Release the **○** button to fire. Using the power charged-up attack or a power combo depletes the meter, so dispatch more baddies to collect more orbs and keep those powerful attacks coming!

	Power Charged-Up Attack	Effect
Homer	Power Burp	Powerful blast
Bart	Bat Swarm	Release a swarm of bats, damaging nearby enemies
Lisa	Saxophone Spin	Knocks enemies back
Marge	Megaphone Blowback	Powerful megaphone blast

COLLECTIBLES

FAMILY MEMBER COLLECTIBLES

Each Simpson family member has certain things only they collect. For Marge, it's Try-n-Save coupons. For Homer, it's Duff bottle caps. Lisa collects Malibu Stacy coupons, while Bart gathers Krusty the Clown Koupons. If a family member finds all of his or her collectibles in an episode, you get a trophy.

CLICHÉS

Ah, video game clichés. Double-jumps, pressure pads, breakable crates—where would the history of gaming be without them? Comic Book Guy alerts you each time you uncover a new one. Collect them all to unlock a secret surprise.

SAVING AND LOADING

The Simpsons Game uses a profile system that allows multiple people to play the game at their own pace on a single memory card (8MB)(for PlayStation®2). When you boot up the game you can either load a previously saved game, select an empty save slot to start a new game profile, or start a game without saving (autosave disabled).

After completing an episode your progress is automatically saved to the currently active profile. Progress inside each episode is monitored by an automatic checkpoint system. If you wish to exit the current game, you are given the option to save the last checkpoint.

To return to the last checkpoint you passed, access the Main menu and choose **CONTINUE STORY**.

NOTE: If you select **EPISODE REPLAY** from the Main menu, it writes over the currently saved checkpoint. Subsequently choosing **CONTINUE STORY** returns you to the start of whichever episode you had progressed to in the story.

OTHER GAME MODES

TWO-PLAYER

Call over a friend and take on all the game episodes together in two-player mode. You can only play the episodes as the designated family members.

NOTE: Two-player gameplay is only available in game episodes. It is not available in the Land of Chocolate tutorial.

EPISODE CHALLENGES

After you complete an episode (you must have autosave enabled), you can choose EPISODE REPLAY from the Main menu and then choose to replay that episode. There are five challenges to complete in each episode.

When you select an episode you can see exactly which of these challenges you have completed. You can then choose to replay it to try and beat your score.

YOU PLAYED THE GAME. NOW PLAY THE MUSIC.



**EA SOUNDTRACKS AND
RINGTONES AVAILABLE AT
WWW.EA.COM/EATRAX/**

LIMITED 90-DAY WARRANTY

ELECTRONIC ARTS LIMITED WARRANTY

Electronic Arts warrants to the original purchaser of this product that the recording medium on which the software program(s) are recorded (the "Recording Medium") and the documentation that is included with this product (the "Manual") are free from defects in materials and workmanship for a period of 90 days from the date of purchase. If the Recording Medium or the Manual is found to be defective within 90 days from the date of purchase, Electronic Arts agrees to replace the Recording Medium or Manual free of charge upon receipt of the Recording Medium or Manual at its service center, postage paid, with proof of purchase. This warranty is limited to the Recording Medium containing the software program and the Manual that were originally provided by Electronic Arts. This warranty shall not be applicable and shall be void if, in the judgment of Electronic Arts, the defect has arisen through abuse, mistreatment or neglect.

This limited warranty is in lieu of all other warranties, whether oral or written, express or implied, including any warranty of merchantability or fitness for a particular purpose, and no other representation of any nature shall be binding on or obligate Electronic Arts. If any such warranties are incapable of exclusion, then such warranties applicable to this product, including implied warranties of merchantability and fitness for a particular purpose, are limited to the 90-day period described above. In no event will Electronic Arts be liable for any special, incidental, or consequential damages resulting from possession, use or malfunction of this Electronic Arts product, including damage to property, and to the extent permitted by law, damages for personal injury, even if Electronic Arts has been advised of the possibility of such damages. Some states do not allow limitation as to how long an implied warranty lasts and/or exclusions or limitation of incidental or consequential damages so the above limitations and/or exclusion of liability may not apply to you. In such jurisdictions, the Electronic Arts' liability shall be limited to the fullest extent permitted by law. This warranty gives you specific rights. You may also have other rights that vary from state to state.

RETURNS WITHIN THE 90-DAY WARRANTY PERIOD

Please return the product along with (1) a copy of the original sales receipt showing the date of purchase, (2) a brief description of the difficulty you are experiencing, and (3) your name, address and phone number to the address below and Electronic Arts will mail a replacement Recording Medium and/or Manual to you. If the product was damaged through misuse or accident, this 90-day warranty is rendered void and you will need to follow the instructions for returns after the 90-day warranty period. We strongly recommend that you send your products using a traceable delivery method. Electronic Arts is not responsible for products not in its possession.

EA WARRANTY INFORMATION

If the defect in the Recording Medium or Manual resulted from abuse, mistreatment or neglect, or if the Recording Medium or Manual is found to be defective after 90 days from the date of purchase, choose one of the following options to receive our replacement instructions:

Online: <http://warrantyinfo.ea.com>

Automated Warranty Information: You can contact our automated phone system 24 hours a day for any and all warranty questions:
US 1 (650) 628-1001

EA WARRANTY MAILING ADDRESS

Electronic Arts Customer Warranty
P.O. Box 9025
Redwood City, CA 94063-9025

Game software © 2007 Electronic Arts Inc. EA and the EA logo are trademarks or registered trademarks of Electronic Arts Inc. in the U.S. and/or other countries. All Rights Reserved. © 2007 Twentieth Century Fox Film Corporation. All Rights Reserved. TWENTIETH CENTURY FOX, FOX, THE SIMPSONS, THE SIMPSONS characters, associated logos and wordmarks are trademarks of Twentieth Century Fox Film Corporation and its related entities. All other trademarks are the property of their respective owners.

"The Simpsons Theme"

Written by Danny Elfman

Published by Fox Film Music Corp. (BMI)

Courtesy of Twentieth Century Fox Film Corp.

This game contains parodies of third party trademarks, games, characters and other material. This game is not authorized or approved by the owners of that content, and there is no affiliation or association between The Simpsons Game, Electronic Arts Inc. and its licensors with those third parties.