

GET EA CHEAT CODES AND GAME HINTS

Register your game online at
ea.onlineregister.com

Enter your Game Access Code and receive:

- Exclusive access to an EA cheat code or hint—specifically for your game.
- The inside scoop on your favorite EA games.
- Full-care technical support.

GAME ACCESS CODE:

15423

IT'S EASY. IT'S FAST. IT'S WORTH IT!



Notice

Electronic Arts reserves the right to make improvements in the product described in this manual at any time and without notice. This manual and the product described in this manual are copyrighted. All rights reserved.

Technical Support Contact Info

E-mail and Website: For instant access to all of our technical support knowledge, please visit <http://techsupport.ea.com>.

Telephone Support: Technical Support is also available from 8am to 5pm PST by calling us at (650) 628-1001. No hints or codes are available from (650) 628-1001.

Mailing Address: Electronic Arts Technical Support
P.O. Box 9025
Redwood City, CA 94063-9025

If you live outside of the United States, you can contact one of our other offices.

In **Australia**, contact:
Electronic Arts Pty. Ltd.
P.O. Box 432
Southport Qld 4215, Australia

In the **United Kingdom**, contact:
Electronic Arts Ltd.
P.O. Box 181
Chertsey, KT16 0YL, UK
Phone (0870) 2432435

Proof of Purchase
The Simpsons™ Game
1542305



In **Australia:** For Technical Support and Game Hints and Tips, phone the EA HOTLINE: 1 902 261 600 (95 cents per min.) CTS 7 days a week 10am to 8pm. If you are under 18 years of age parental consent required.

The SIMPSONS GAME™



MATT
GROENING



⚠ WARNING: PHOTOSENSITIVITY/EPILEPSY/SEIZURES

A very small percentage of individuals may experience epileptic seizures or blackouts when exposed to certain light patterns or flashing lights. Exposure to certain patterns or backgrounds on a television screen or when playing video games may trigger epileptic seizures or blackouts in these individuals. These conditions may trigger previously undetected epileptic symptoms or seizures in persons who have no history of prior seizures or epilepsy. If you, or anyone in your family, has an epileptic condition or has had seizures of any kind, consult your physician before playing. **IMMEDIATELY DISCONTINUE** use and consult your physician before resuming gameplay if you or your child experience any of the following health problems or symptoms:

- dizziness
- eye or muscle twitches
- disorientation
- any involuntary movement
- altered vision
- loss of awareness
- seizures, or
- or convulsion.

RESUME GAMEPLAY ONLY ON APPROVAL OF YOUR PHYSICIAN.

USE AND HANDLING OF VIDEO GAMES TO REDUCE THE LIKELIHOOD OF A SEIZURE

- Use in a well-lit area and keep as far away as possible from the television screen.
- Avoid large screen televisions. Use the smallest television screen available.
- Avoid prolonged use of the PLAYSTATION®3 system. Take a 15-minute break during each hour of play.
- Avoid playing when you are tired or need sleep.

Stop using the system immediately if you experience any of the following symptoms: lightheadedness, nausea, or a sensation similar to motion sickness; discomfort or pain in the eyes, ears, hands, arms, or any other part of the body. If the condition persists, consult a doctor.

NOTICE:

Use caution when using the SIXAXIS™ wireless controller motion sensor function. When using the SIXAXIS™ wireless controller motion sensor function, be cautious of the following points. If the controller hits a person or object, this may cause accidental, injury or damage. Before using, check that there is plenty of space around you. When using the controller, grip it firmly to make sure it cannot slip out of your hand. If using a controller that is connected to the PS3™ system with a USB cable, make sure there is enough space for the cable so that the cable will not hit a person or object. Also, take care to avoid pulling the cable out of the PS3™ system while using the controller.

WARNING TO OWNERS OF PROJECTION TELEVISIONS:

Do not connect your PLAYSTATION®3 system to a projection TV without first consulting the user manual for your projection TV, unless it is of the LCD type. Otherwise, it may permanently damage your TV screen.

HANDLING YOUR PLAYSTATION®3 FORMAT DISC:

- Do not bend it, crush it or submerge it in liquids.
- Do not leave it in direct sunlight or near a radiator or other source of heat.
- Be sure to take an occasional rest break during extended play.
- Keep this disc clean. Always hold the disc by the edges and keep it in its protective case when not in use. Clean the disc with a lint-free, soft, dry cloth, wiping in straight lines from center to outer edge. Never use solvents or abrasive cleaners.

CONTENTS

- | | |
|-----------------------|----------------------------|
| 1 Basic Controls | 10 Other Game Modes |
| 2 Getting Started | 11 Play Online |
| 4 Additional Controls | 12 Limited 90-Day Warranty |
| 6 Playing the Game | |

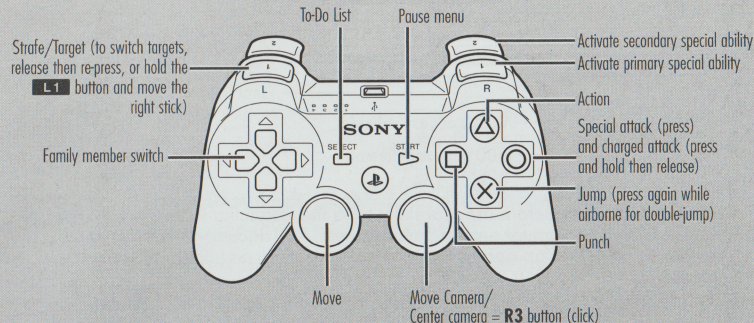
This product has been rated by the Entertainment Software Rating Board. For information about the ESRB rating please visit www.esrb.org.

BASIC CONTROLS

- When you re-play an episode, you can press the **△** button to skip some cut scenes.

GENERAL GAMEPLAY

These are the common controls for all Simpson family members.



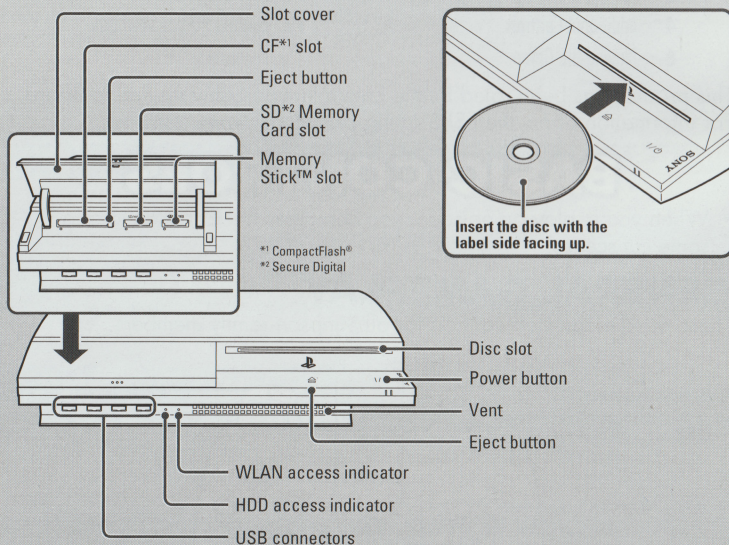
- Want to really sock it to an enemy? Try this power combo: **□** button, **○** button, **△** button!

NOTE: You cannot switch Simpson characters when either your current character or your buddy is in a certain state, like jumping, climbing, or gliding.

Controls are continued on p. 4.

GETTING STARTED

PLAYSTATION®3 SYSTEM FRONT



Starting a game: Before use, carefully read the instructions supplied with the PLAYSTATION®3 computer entertainment system. The documentation contains information on setting up and using your system as well as important safety information.

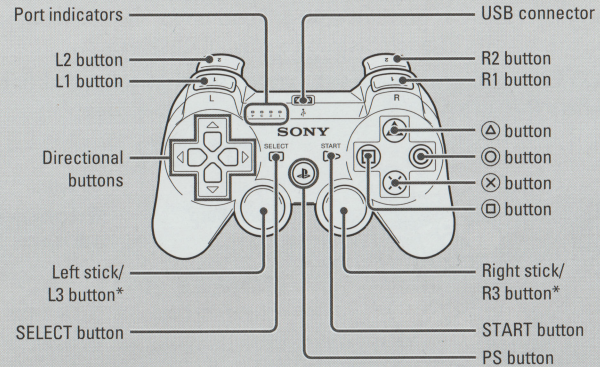
Check that the MAIN POWER switch (located on the system rear) is turned on. Insert the *The Simpsons™ Game* disc with the label facing up into the disc slot. Select the icon for the software title under [Game] in the PLAYSTATION®3 system's home menu, and then press the **X** button. Refer to this manual for information on using the software.

Quitting a game: During gameplay, press and hold down the PS button on the wireless controller for at least 2 seconds. Then select "Quit Game" from the screen that is displayed.

Hint: To remove a disc, touch the eject button after quitting the game.

GETTING STARTED

USING THE SIXAXIS™ WIRELESS CONTROLLER (FOR PLAYSTATION®3)



* The L3 and R3 buttons function when the sticks are pressed.

NOTE: To use the controller, you must first register or "pair" the controller with the PLAYSTATION®3 system and assign a number to the controller. For details, refer to the instructions supplied with the system.

Saved data for PLAYSTATION®3 format software

Saved data for PLAYSTATION®3 format software is saved on the system's hard disk. The data is displayed under "Saved Game Utility" in the Game menu.

ADDITIONAL CONTROLS

When the Simpsons realize they are living in a video game, each member of the family discovers their own unique video game power. Lisa is very spiritual. Bart unleashes his alter ego, Bartman. Marge is good at nagging. Homer is good at eating. Read on for the common gameplay controls as well as each Simpson's special abilities.

NOTE: For more information on each character's special charged-up attack (in **bold** below), see *Power Meter* on p. 7.



HOMER

- Burp stun ○ button
Power Burp ○ button (press and hold then release)

HOMER BALL

- Activate/exit Homer Ball **R1** button
Forward burst ◻ button
Downward smash ⊗ button then ◻ button

GUMMI HOMER

- Activate/exit Gummi Homer **R2** button
Shoot gummi ammo ○ button
Target Gummi Homer **L1** button

HELIUM HOMER


- Activate/exit Helium Homer ▲ button
Gain altitude ⊗ button
Jet forward ◻ button

BART

- Activate/shoot slingshot ○ button
Target slingshot **L1** button
Power Shot ○ button (press and hold then release)

BARTMAN

- Bartman cape glide **R1** button (hold) while airborne
Fire grapple ▲ button
Move forward on wires left stick ↑
Turn around on wires left stick ←/→
Drop down from wires left stick ↓
Jump from wires left stick ←/→ plus ⊗ button



LISA

- Activate sax/Sax stun ○ button
Saxophone Spin ○ button (press and hold then release)

HAND OF BUDDHA

- Enter/exit Hand of Buddha ▲ button
Pick up object **R1** button (hold; release to drop object)
Move Hand of Buddha faster **R2** button (hold)
Lightning ○ button
Freeze ⊗ button
Power Flick ◻ button
• Lisa can only enter Hand of Buddha at Buddha statues.

MARGE

Megaphone Blowback

Deploy Maggie (activate switches)

- Ⓒ button (press and hold then release)
- △ button at Maggie port when prompted

MOB MARGE

Gather mob


Order single mob member

- Ⓒ button
- L1 button to target then Ⓒ button to order


PLAYING THE GAME

Get ready for a Simpsons video game adventure like no other! When the Simpsons find out they live inside a video game, they'll need all their skills to discover the evil genius who stuck them there! They'll even need special power-up video game skills to complete their existential quest!

NOTE: You can control how much chatter you hear from characters in the game. From the Main menu or Pause menu, select **OPTIONS** and then **AUDIO**, then move the Verbosity slider left to hear less player chatter or right to hear more.



GAME SCREEN



POWER METER

Some of the Simpsons' special abilities cost Power. Eliminating enemies fills the Power Meter, and each Simpson has something they can collect to fill it.

The Simpsons also have special charged-up versions of their attacks. Once you fill the meter past the halfway marker, the charged attack becomes available by pressing and holding the Ⓒ button. Release the Ⓒ button to fire. Using the power charged-up attack depletes the meter, so dispatch more baddies or collect more of the special item to keep those powerful attacks coming!

- Earn six trophies (they don't all have to be for the same character) to increase the Power Meter capacity for each family member.

TIP: Find every collectible in the game to fill the family's meters with infinite Power!

	Power Charged-Up Attack	Effect	Power Fill Item
Homer	Power Burp	More powerful blast	Food
Bart	Power Shot	Stronger shot with radial damage effect	Special ammo*
Lisa	Saxophone Spin	Knocks enemies and does heavy damage	Lotus flowers
Marge	Megaphone Blowback	Powerful megaphone blast	Batteries

* Bart's special ammo is different in different episodes. From crystals to baseballs to pinecones, Bart will use whatever's handy to take down bad guys.

NAVIGATING SPRINGFIELD

Why walk when you can take the bus? Springfield has an extensive transportation system to get you where you want to go in a hurry. The bus stops also serve as your interface for changing characters. Just approach a bus stop, press the **△** button, and either select another location on the Springfield map to visit or choose to play as a new character. You can also access the Springfield Map System from the To-Do List (press the **SELECT** button).

- The map (press the **SELECT** button then the **△** button) can come in really handy in certain episodes, for example in Medal of Homer where it shows you the location of all the white flags.

COLLECTIBLES

FAMILY MEMBER COLLECTIBLES

Each Simpson family member has certain things only they collect. For Marge, it's Try-n-Save coupons. For Homer, it's Duff bottle caps. Lisa collects Malibu Stacy seals, while Bart gathers Krusty the Clown coupons. If a family member finds all of his or her collectibles in an episode, you get a trophy. Each six trophies earned increases the family's Power Meters.

CLICHÉS

Ah, video game clichés. Double-jumps, pressure pads, breakable crates—where would the history of gaming be without them? Comic Book Guy alerts you each time you uncover a new one. Collect them all to unlock a secret surprise.

SAVING AND LOADING

The Simpsons Game automatically saves your progress to your PLAYSTATION®3 system's HDD every time you pass a checkpoint or gain a collectible. When you boot up the game you can either load a previously saved game or select an empty save slot to start a new game profile.

When you load your game later, you must re-start at the last checkpoint, but you keep all collectibles gathered up to your most recent save point.

OTHER GAME MODES

TWO-PLAYER

Call over a friend and take on all the game episodes together in two-player mode. You can only play the episodes as the designated family members. If you try to start Mob Rules as Bart, for instance, the game asks you to switch to Lisa or Marge.

NOTE: Two-player gameplay is only available in game episodes and some Time Challenges. It is not available in the Land of Chocolate tutorial episode, the Springfield hub, or certain Time Challenges.

TIME CHALLENGES

Time Challenges are exciting mini-games you can tackle on your own or with a friend. After you complete an episode, you can choose EPISODES & CHALLENGES from the Main menu and then choose that episode's Time Challenge. Finish the Land of Chocolate episode, for example, to unlock a Time Challenge in which you must destroy all the evil chocolate bunnies before time runs out.

When you beat a Time Challenge, your time posts to the leaderboards the next time you access them online.

YOU PLAYED THE GAME. NOW PLAY THE MUSIC.



**EA SOUNDTRACKS AND
RINGTONES AVAILABLE AT
WWW.EA.COM/EATRAX/**

PLAY ONLINE

REGISTRATION REQUIRED TO ACCESS ONLINE FEATURES. EA TERMS & CONDITIONS AND FEATURE UPDATES ARE FOUND AT www.ea.com. YOU MUST BE 13+ TO REGISTER WITH EA ONLINE.

EA MAY RETIRE ONLINE FEATURES AFTER 30 DAYS NOTICE POSTED ON www.ea.com.

A PLAYSTATION®Network account is required to play *The Simpsons Game* online. You can set up a PLAYSTATION®Network account in the System Software that appears when your PLAYSTATION®3 system is turned on without a disc inserted.

PLAYING ONLINE

In order to play *The Simpsons Game* online, you must create a PLAYSTATION®Network account by following the on-screen instructions. If you already have a PLAYSTATION®Network account, you are able to access online features automatically.

PLAYING BEHIND A FIREWALL

We recommend that you do not play behind a firewall. However, if you do wish to play behind a firewall, you must open port 18550 (leaderboards).

ONLINE FEATURES

Go online to view your Time Challenge times on the leaderboards and see how you measure up against other *The Simpsons Game* players around the world.

LIMITED 90-DAY WARRANTY

ELECTRONIC ARTS LIMITED WARRANTY

Electronic Arts warrants to the original purchaser of this product that the recording medium on which the software program(s) are recorded (the "**Recording Medium**") and the documentation that is included with this product (the "**Manual**") are free from defects in materials and workmanship for a period of 90 days from the date of purchase. If the Recording Medium or the Manual is found to be defective within 90 days from the date of purchase, Electronic Arts agrees to replace the Recording Medium or Manual free of charge upon receipt of the Recording Medium or Manual at its service center, postage paid, with proof of purchase. This warranty is limited to the Recording Medium containing the software program and the Manual that were originally provided by Electronic Arts. This warranty shall not be applicable and shall be void if, in the judgment of Electronic Arts, the defect has arisen through abuse, mistreatment or neglect.

This limited warranty is in lieu of all other warranties, whether oral or written, express or implied, including any warranty of merchantability or fitness for a particular purpose, and no other representation of any nature shall be binding on or obligate Electronic Arts. If any such warranties are incapable of exclusion, then such warranties applicable to this product, including implied warranties of merchantability and fitness for a particular purpose, are limited to the 90-day period described above. In no event will Electronic Arts be liable for any special, incidental, or consequential damages resulting from possession, use or malfunction of this Electronic Arts product, including damage to property, and to the extent permitted by law, damages for personal injury, even if Electronic Arts has been advised of the possibility of such damages. Some states do not allow limitation as to how long an implied warranty lasts and/or exclusions or limitation of incidental or consequential damages so the above limitations and/or exclusion of liability may not apply to you. In such jurisdictions, the Electronic Arts' liability shall be limited to the fullest extent permitted by law. This warranty gives you specific rights. You may also have other rights that vary from state to state.

RETURNS WITHIN THE 90-DAY WARRANTY PERIOD

Please return the product along with (1) a copy of the original sales receipt showing the date of purchase, (2) a brief description of the difficulty you are experiencing, and (3) your name, address and phone number to the address below and Electronic Arts will mail a replacement Recording Medium and/or Manual to you. If the product was damaged through misuse or accident, this 90-day warranty is rendered void and you will need to follow the instructions for returns after the 90-day warranty period. We strongly recommend that you send your products using a traceable delivery method. Electronic Arts is not responsible for products not in its possession.

EA WARRANTY INFORMATION

If the defect in the Recording Medium or Manual resulted from abuse, mistreatment or neglect, or if the Recording Medium or Manual is found to be defective after 90 days from the date of purchase, choose one of the following options to receive our replacement instructions:

Online: <http://warrantyinfo.ea.com>

Automated Warranty Information: You can contact our automated phone system 24 hours a day for any and all warranty questions: US 1 (650) 628-1001

EA WARRANTY MAILING ADDRESS

Electronic Arts Customer Warranty
P.O. Box 9025
Redwood City, CA 94063-9025

Game software © 2007 Electronic Arts Inc. EA and the EA logo are trademarks or registered trademarks of Electronic Arts Inc. in the U.S. and/or other countries. All Rights Reserved. © 2007 Twentieth Century Fox Film Corporation. All Rights Reserved. TWENTIETH CENTURY FOX, FOX, THE SIMPSONS, THE SIMPSONS characters, associated logos and wordmarks are trademarks of Twentieth Century Fox Film Corporation and its related entities. RenderWare is a trademark or registered trademark of Criterion Software Ltd. Portions of this software are Copyright 1998-2007 Criterion Software Ltd. and its Licensors. All other trademarks are the property of their respective owners.

"The Simpsons Theme"

Written by Danny Elfman

Published by Fox Film Music Corp. (BMI)

Courtesy of Twentieth Century Fox Film Corp.

"PLAYSTATION" is a registered trademark and "PS3" is a trademark of Sony Computer Entertainment Inc. The ratings icon is a trademark of the Entertainment Software Association. SIXAXIS is a trademark of Sony Computer Entertainment Inc. © 2007 Sony Computer Entertainment Inc.

This game contains parodies of third party trademarks, games, characters and other material. This game is not authorized or approved by the owners of that content, and there is no affiliation or association between The Simpsons Game, Electronic Arts Inc. and its Licensors with those third parties.

1542305